

CLASS LEARNING NEWS

RECEPTION

The Naughty Bus is still visiting the children's homes and doing all sorts of things. We have been learning about the inspiring aviator Amelia Earhart this week. We have been really impressed with how adventurous she was and did not let people stop her achieving her goal of flying even though they told her she could not do it. Amelia also found piloting a plane really tricky so she had to work really hard at it. What lessons for us to take from this!



Connecting to our work on internet safety, we applied this to how we keep safe at school so the children chose to get the community bricks out and demonstrated how to use them safely! We certainly have some potential Health and Safety Officers in the making!



CLASS 1



Class 1 have been exploring different traditional tales in English. Linked to their learning, in Design and Technology Class 1 planned and designed their very own 'goody' or 'baddy' puppet linked to their own traditional story writing. Class 1 carefully chose different craft materials and textiles to add to their puppet and then carefully attached it all together.

We have continued to explore the importance of symbols in Religious Education. Following on from Christian symbols, they have explored the symbol of the Buddha image and its links to the Wesak festival (Buddha Day). Class 1 made animal face marks, a traditional activity celebrating the festival



CLASS 2

Class 2 have been extremely busy with their Topic, comparing Ghana to the United Kingdom. We have used the iPads to research the climate in Ghana. We then drew a 'weather app' screenshot for a day in Accra, Ghana and the same day in Clavering, United kingdom. For homework the children have been busy creating books and posters to compare the UK and Ghana. We have all really enjoyed this topic as you can see from all their hard work!



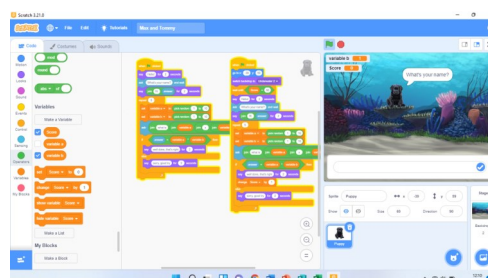
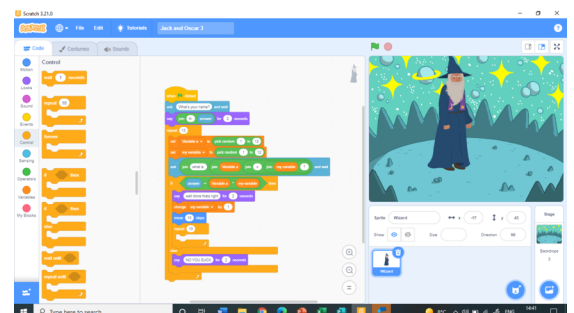
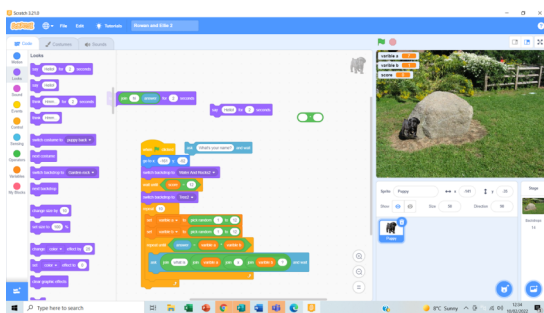
CLASS 3

Last week, Class 3 baked flat bread inspired by the Ancient Egyptians. Children worked in groups to use their reading skills for the instructions and weighing and measuring for maths. Each group had something different to add to their recipe; all foods we had previously tasted that grew at the time of the Ancient Egyptians. We had pomegranate, cucumber, figs (dried) and melon and one group baked a plain version as a comparison. In the afternoon the class tasted the baked goods and recorded their evaluation of the different breads. As a class we voted for our favourite and then the pupils considered what they would do differently if they were to make flat bread again. We were all surprised at how successful the melon and cucumber bread were!



CLASS 4

In Class 4 we have been building educational answer and feedback games using Scratch. We had to build the programme using blocks so that our sprite asked different multiplication questions. Some of us then added in repeat loops and score counters.



CLASS 5

Since the New Year, Year 5 have been getting fit with a 100 day fitness challenge; this week so far we have been doing push-ups, running for 20 minutes and doing burpees. Each day, someone is chosen to scratch off the challenge on our wall chart – the children are quite competitive to impress and be given this responsibility! We have been very impressed at the improvement in the children's strength and stamina as the term has progressed.

We have also been enjoying sharing our research into the sinking of RMS Titanic; the children have presented to class, using PowerPoints prepared at home, and have shown great confidence and understanding of their subject to engage and inform their audience. This is a great skill for life, Year 5, well done everyone!



CLASS 6

In Class 6 we have been studying the work of two artists Monet and Hockney. For homework, we researched their style of painting and what inspired them. At school we presented our results to the rest of the class.



Afterwards, we chose to use one of the artists styles to inspire our own pictures. We used either pastels for pictures in the style of Claude Monet or acrylic paints for our David Hockney inspired paintings.



Some of Class 6 had time to try again and improve on their first attempt. All our pictures are going to create a beautiful display in our classroom.