

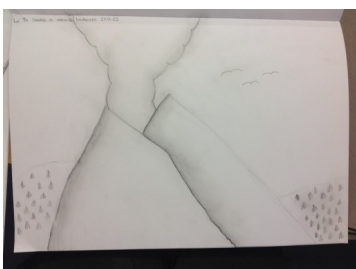


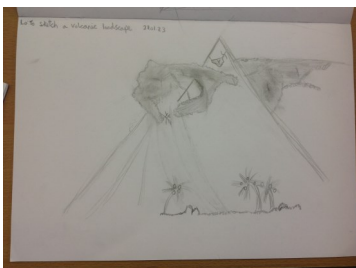
CLASS 3

In Science we have been learning about Rocks. This week we have been looking at rock formation in the rock cycle. To support the children's learning, we demonstrated this through 'the starburst experiment'. We begun with small pieces of starbursts chopped up (the sediment) we put this under pressure (being under the sea) to form sedimentary rocks. We then put the sedimentary rock under a much higher pressure and a little temperature (being within the earths plates) to form the metamorphic rocks. After this we put the rocks into a saucepan (the high heat they undergo when in a volcano). We then cooled our mixture to form an igneous rock. The children even got to taste the rocks at the end!



CLASS 4

In Class 4, we have been sketching volcanic landscapes in art in preparation for our Volcanoes and Earthquakes topic which we will be studying after half term. We looked at photographs of some volcanic landscapes in different parts of the world and then we looked at sketches of these. Some of us chose to focus on the volcano whereas some of us focused more on the surrounding areas and then added our volcano in the background.



CLASS 5

Year 5 have enjoyed learning about Titanic; they have responded to Hardy's classic poem, *The Convergence of the Twain* by drawing images inspired by the poem and have begun thinking about the experience on board the ship before disaster struck.



We had a 'road safety' visit from the Safer Essex Roads Partnership on Monday and the children listened well to safety tips for crossing the road and general road awareness. The talk was followed by practical, road-side sessions and everyone was sent away from the morning with their own, hi-vis back-pack to help keep them safe.



The class is continuing to benefit from Stortford Rugby Club tag rugby sessions, focussing on the skills needed for a tag rugby game. They are also completing activity challenges which range from running to press-ups and planks; well done to those who have been chosen to model each activity and have been rewarded with the chance to scratch off the activity on our challenge chart.



CLASS 6

In Class 6 we have been studying the work of two artists Monet and Hockney. For homework, we researched their style of painting and what inspired them. We created PowerPoints and reports about both artists and we presented these to the rest of the class.



Afterwards, we chose to use one of the artists styles to inspire our own pictures. We used either pastels for pictures in the style of Claude Monet or acrylic paints for our David Hockney inspired paintings.



Some of Class 6 had time to try again and improve on their first attempt. All our pictures are going to create a beautiful display in our classroom.

