



THE FRIDAY FOCUS



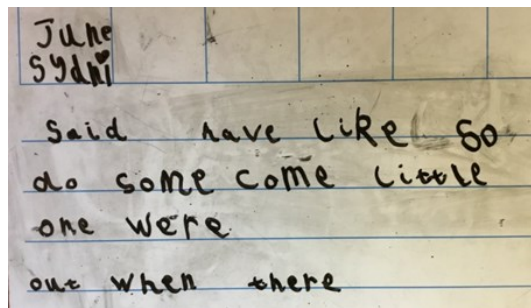

Issue 35

23rd June 2023


The fortnightly Friday Focus is the chance for every class at Clavering to share their learning with the Clavering School community. This is a great opportunity to find out what each year group has been up to and engage in conversations around learning.

RECEPTION

Reception come into school every day with a great hard-working attitude. Currently they are trying to write sentences independently and spell the common exception words when they arrive at school.



Reception class did a fantastic assembly to their adults last week. We are really proud of every child who spoke, read out, sang and shared their amazing work. We finished by sharing our beautiful butterfly paintings which are now fluttering from the classroom ceiling!






Reception competed in their first school sports day this week. They did a great job in the running, egg and spoon and caterpillar races.



CLASS 1

In class1 we have been learning about plants in Science. So far, we have learnt about what a plant is, the parts of a plant, different seeds and bulbs and how plants grow. We discussed the steps for growing a plant and wrote instructions as if we were teaching an alien how to grow a plant. We have also been growing our own plants from mystery seeds we planted before half term-they are all growing very well and we look forward to bringing them home for our own gardens soon!





CLASS 2

In Design & Technology we have started our new topic of joining and templates. To begin with the children have looked at different fabrics and tried to identify what it is made of. They have also described how the fabric feels and recorded this by creating a swatch sheet inside their DT books. The children will think about what each fabric could be used for and why it would be a good choice.



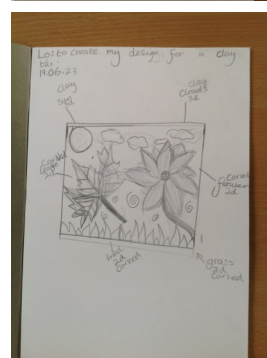
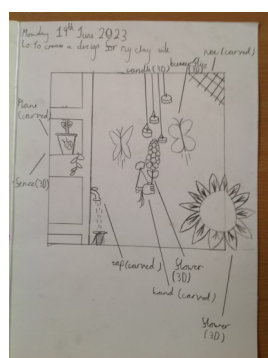


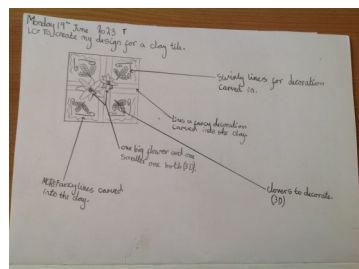
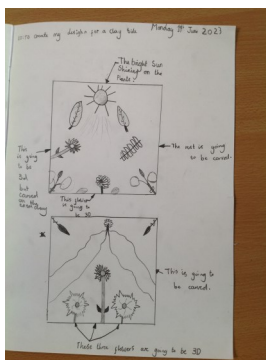
CLASS 3

In Topic Class 3 have started learning about North America. We begun by recapping the 7 continents and locating them on a map. We learnt the climate and countries of North America. We then focused in on the USA. Locating it on a map, thinking about the human and physical features and used atlases to name some of the states. The class are looking forward to a comparison of New York with our local area next lesson.



CLASS 4

In Year 4, we have been planning our nature designs which we will be moulding and carving onto a clay tile next lesson. To inspire our designs, we have been looking over our nature sketches which we made in the allotment and also different types of shading that we have experimented with in class to create our final design.



CLASS 5

Mrs Webb has been working on Class 5's recorder skills and they have been progressing with their performance ability. The children have learnt B, A and G on the recorder and we are trying to learn simple tunes & squeak less! The more musical have been learning more sophisticated tunes with the help of IPADS.



CLASS 6

As class 6 will soon be moving up to secondary school, we attended crucial crew to get us ready. There were six workshops all around safety and making us aware. We liked all of them but our favourite ones were about shop-lifting and anti-social behaviour. The workshops were – shop-lifting, road safety, vaping, healthy relationships, fire safety and anti-social behaviour. They were all set up very differently. Some of them we watched videos and others there were scenarios, where we were the witnesses to a fake shop-lifting incident. Overall, all of class 6 really enjoyed this experience and thought it would help us with the transition from Year 6 to Year 7.

Will and Emma (Year 6)

We have also been studying the works of Andy Warhol in art this term. He used a technique called screen printing to create lots of prints that look the same. He often changed the colours of the pictures. We looked at Word Bubble Pop art and created our own pieces, using bright colours - we look forward to sharing these during our Class Assembly.

