



# THE FRIDAY FOCUS

Issue 39

6<sup>th</sup> October 2023



The fortnightly Friday Focus is the chance for every class at Clavering to share their learning with the Clavering school community. This is a great opportunity to find out what each year group has been up to and engage in conversations around learning.

## RECEPTION

We are settling well into the class and school routines. Each morning we come in and complete a carousel of Fine Motor activities over the week. Fine motor skills are very important to strengthen our arms, hands, fingers and all the muscles we need for holding pencils and scissors etc.

We have been stretching bands, placing small pegs, jewels, and counters, pegging clothes, pipetting water, screwing nuts and bolts, snipping thin card and tracing patterns on our light up boards.




Gross Motor Skills – we have started our PE lessons and are fantastic at changing already! We use the coloured spots in the hall so that we all have our own space. We practised lots of listening to the tambourine and travelling in different ways around the space.



## CLASS 1

Class One have been enjoying the story of The Three Little Pigs. This week they used adjectives to describe the BIG BAD WOLF when writing "wanted" posters. The children have also been busy planning their own version of the story, changing the characters or the type of material the houses are made from; we are looking forward to them writing their stories next week.





## CLASS 2

Class 2 were lucky enough to take part in a Teddy Bear Fun Run organised by the Uttlesford School Sports Partnership. Each of us brought a teddy in and Miss Esterhuizen from JFAN arrived after lunch. She put some music on and started us off with some warmup activities and stretches with our teddies. We then did some practice laps while our teddies watched and finally, we did some laps with our teddies! We finished off with some cool down exercises and stretches. We had a great time!



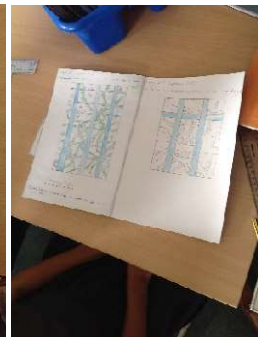

## CLASS 3

In Science, Class 3 are learning about light and shadows. This week we have focused on how light is reflected. The 'Brilliant Bag Company' asked us to advise them as to which material they should use to make their new school bag reflective. We carried out an experiment to discover which materials are most reflective. To test the materials, we made a reflection tester (white card attached to a torch!) We shone the torch at the material we were testing. If the material reflected light well, we were able to see the reflected light shining through the white card. We found out that foil, glass bead tape, silk and felt all reflect light but we agreed that the best material would be glass bead tape, the same as used in reflective jackets.



## CLASS 4

In Class 4's art lessons, we have been using viewfinders to zoom in on our William Morris designs. These designs focus on aspects of nature. Next lesson, we will be stencilling our designs as repeated patterns onto polystyrene. Finally, we will use rollers to paint over this design to create our final William Morris prints.






## CLASS 5

Class 5 have worked on our wellbeing over the last few weeks. We have been using our PSHE time to work on emotional literacy and learning how we can manage our emotions. We used the film 'Inside Out' to support this; thinking about how Joy, Anger, Sadness, Fear and Disgust worked as a team to try to keep Riley (the main character) in a happy equilibrium. We talked about our own 'control centres' and 'support teams' that help us throughout the day. Now we use our own monitoring system in class whereby we identify and manage our emotions throughout the day.

Everyone has been working hard on their figurative writing over the last few weeks. We have been inspired by 'The Alchemist's Letter', a short film about an alchemist, his obsession with his creation and his relationship with his family. Our final piece of work was a letter using emotive language and lots of description. Mrs Rudkin and Mrs Gates were very pleased with the work created, which is now displayed in class. We can't wait for you to see it!



## CLASS 6

In Art, Class 6 are studying the artist, Georgia O'Keeffe. To begin with, the children learnt about her life and styles of painting. The children were given five paintings to rank in order from their favourite to their least favourite. After that, they wrote on a post it notes what they could see, what they noticed and what they wonder around a painting of their choice. The children added their post notes to the art board.

This week the children, had a minute flower head to study using magnifying glasses and following the style of O'Keeffe, they drew the outline of the flower head before using water colours to add details of the flower.



Look out for the next edition on  
20th October 2023